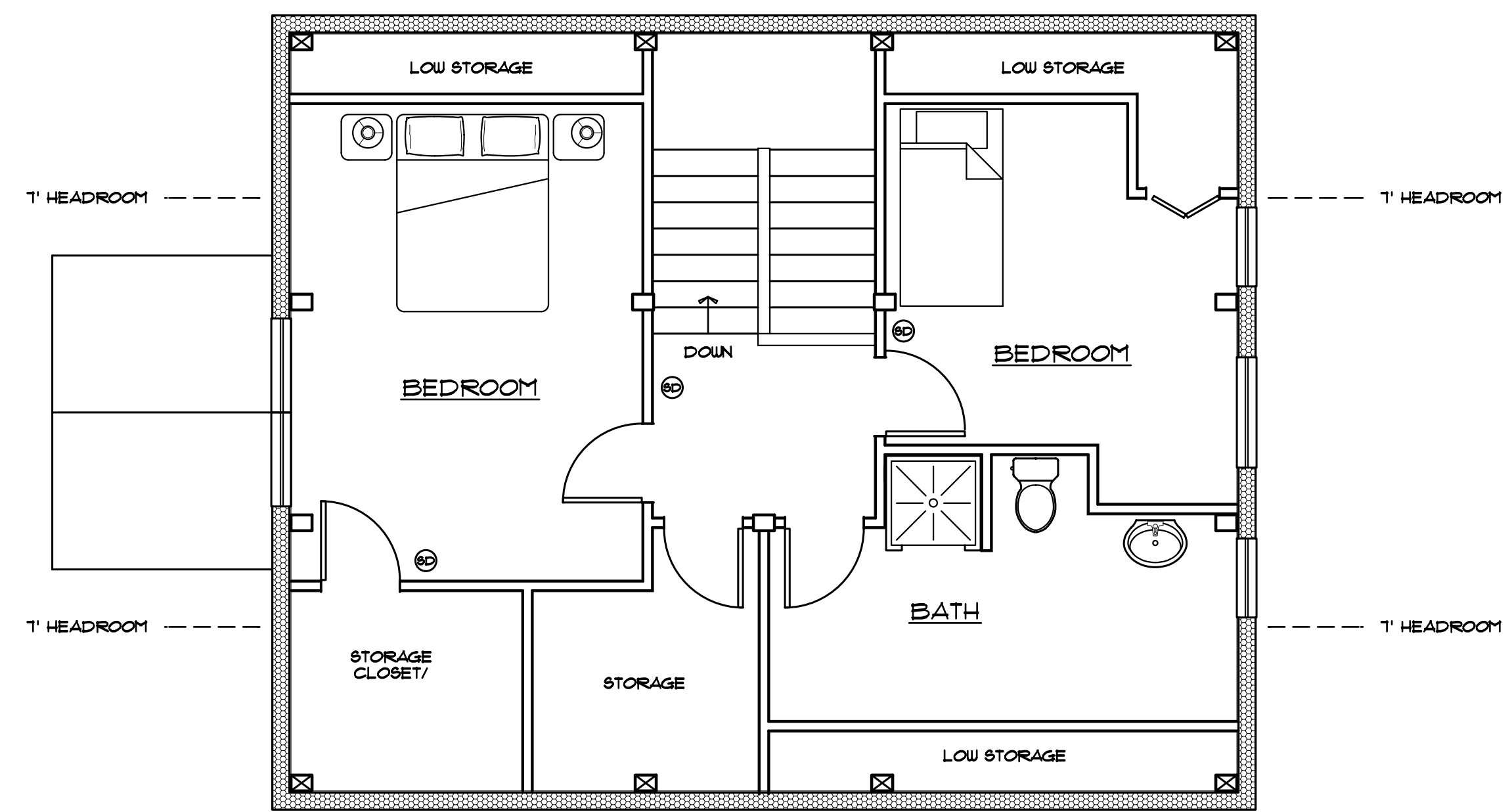

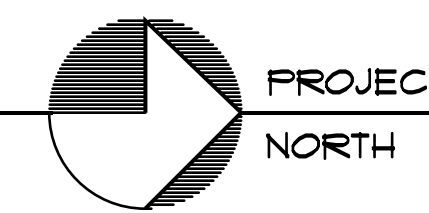


FIRST FLOOR PLAN
720 SQ. FT.



SECOND FLOOR PLAN
352 SQ. FT. AT 4'



HABITAT FOR HUMANITY
ELEVATIONS
P24K3

SCALE: 1/4" = 1'-0"
DO NOT SCALE
DIMENSIONS
FROM BLUEPRINTS

TIMBERPEG[®]
The Artisans of Post & Beam

TIMBERPEG EAST INC. CLAREMONT, NH.
TIMBERPEG SOUTH INC. FLETCHER, NC.
TIMBERPEG WEST INC. ST. PAUL, MN.
TIMBERPEG PACIFIC INC. REDO, NV.

THIS DRAWING OR THE UNDERLYING DESIGN
CANNOT BE COPIED OR USED TO BUILD AN
IDENTICAL OR SUBSTANTIALLY SIMILAR STRUCTURE,
WITHOUT THE WRITTEN PERMISSION
OF THE ARCHITECT.
COPYRIGHT © 2008 T-PEG, INC.

DWG. NO.
—

PROJ. NAME
HABITAT
FOR HUMANITY

PROJECT NO.
T-00212